











Meeting Room Capacity Chart

Maximum number of people per seating style

	 Total Sq Ft	 Room Size L x W	 Ceiling Ht	 Classroom	 Theater	 Banquet 10	 Reception	 Conference	 U-Shape	 I-Square
Florida Room	1,400	56.00' x 25.00'	10	80	150	100	100	0	40	45
Regency Ballroom	5,206	38.00' x 137.00'	11	240	450	300	400	0	0	0
Regency Ballroom-Citrus	950	38.00' x 25.00'	11	50	100	60	75	35	35	35
Regency Ballroom-Citrus and Lake	2,052	38.00' x 54.00'	11	100	200	120	150	0	0	0
Regency Ballroom-Citrus, Lake and Orange	3,154	38.00' x 83.00'	11	150	300	180	225	0	0	0
Regency Ballroom-Lake	1,102	38.00' x 29.00'	11	50	100	60	75	35	35	35
Regency Ballroom-Lake and Orange	2,204	38.00' x 58.00'	11	100	200	120	150	0	0	0
Regency Ballroom-Lake, Orange and Seminole	4,263	38.00' x 116.00'	11	455	375	230	275	0	0	0
Regency Ballroom-Orange	1,102	38.00' x 29.00'	11	50	100	60	75	35	35	35
Regency Ballroom-Orange and Seminole	3,344	38.00' x 88.00'	11	70	275	170	200	0	0	0
Regency Ballroom-Seminole	2,053	n/a	11	80	175	110	175	35	35	0
Volusia	462	33.00' x 14.00'	8	24	40	20	20	25	20	24